

# Update on Mathematica code

VL

April 19, 2024

Solenoids = { 58.7697, -117.5394, 123.1715, -122.9266, 122.9266, -117.5394, 58.7697 }

# Attempt to compare with SPACE

- Original goal was to improve beam envelopes for various slices of the electron beam
- It did not work out because beam envelopes were very different from SPACE simulations
- It turned out that there is significant difference in beam envelopes resulting from different (so-called analytical) fit for solenoid's field when compared with more accurate fit used in my code
- Using fit used in SPACE simulations resulted in very good agreement
- But it is also indicated that we must use accurate representation for magnetic field of our solenoids

# Two fits at 145 A

Mathematica

$$B_o(z) = \frac{m1}{1 + m2 \cdot z^2 + m3 \cdot z^4 + m4 \cdot z^6 + m5 \cdot z^8}$$

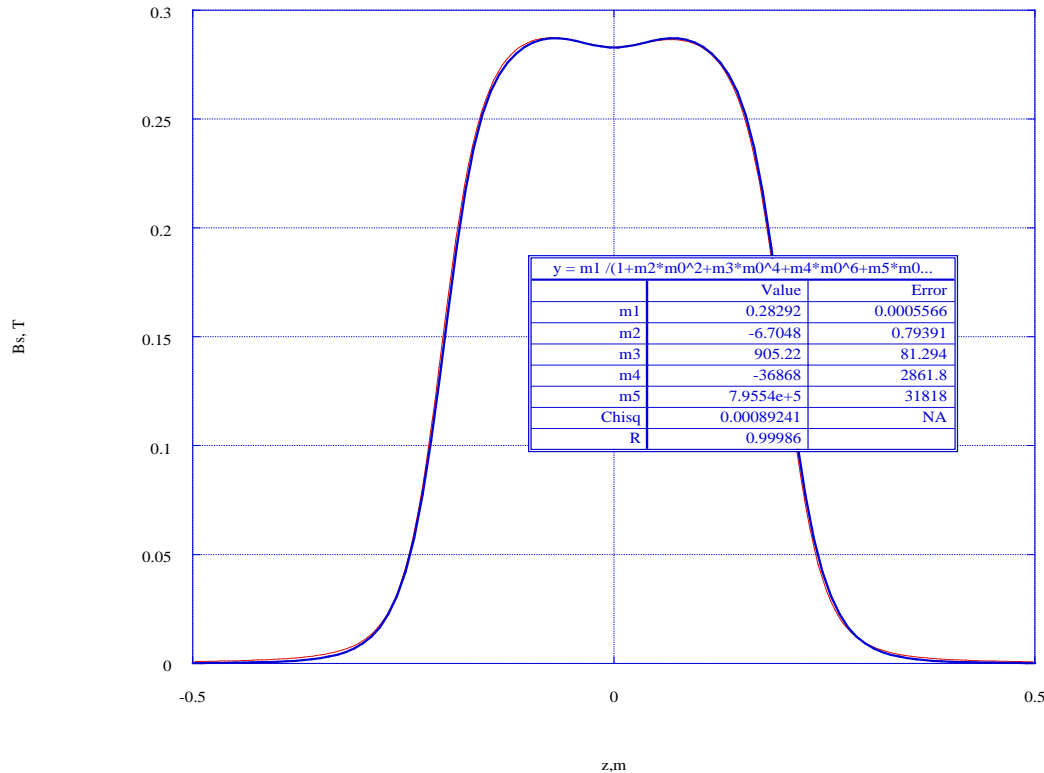
SPACE

$$B_{z,0} = \frac{B_0}{2} \left( \frac{L/2 - z}{\sqrt{(z - L/2)^2 + R^2}} + \frac{L/2 + z}{\sqrt{(z + L/2)^2 + R^2}} \right)$$

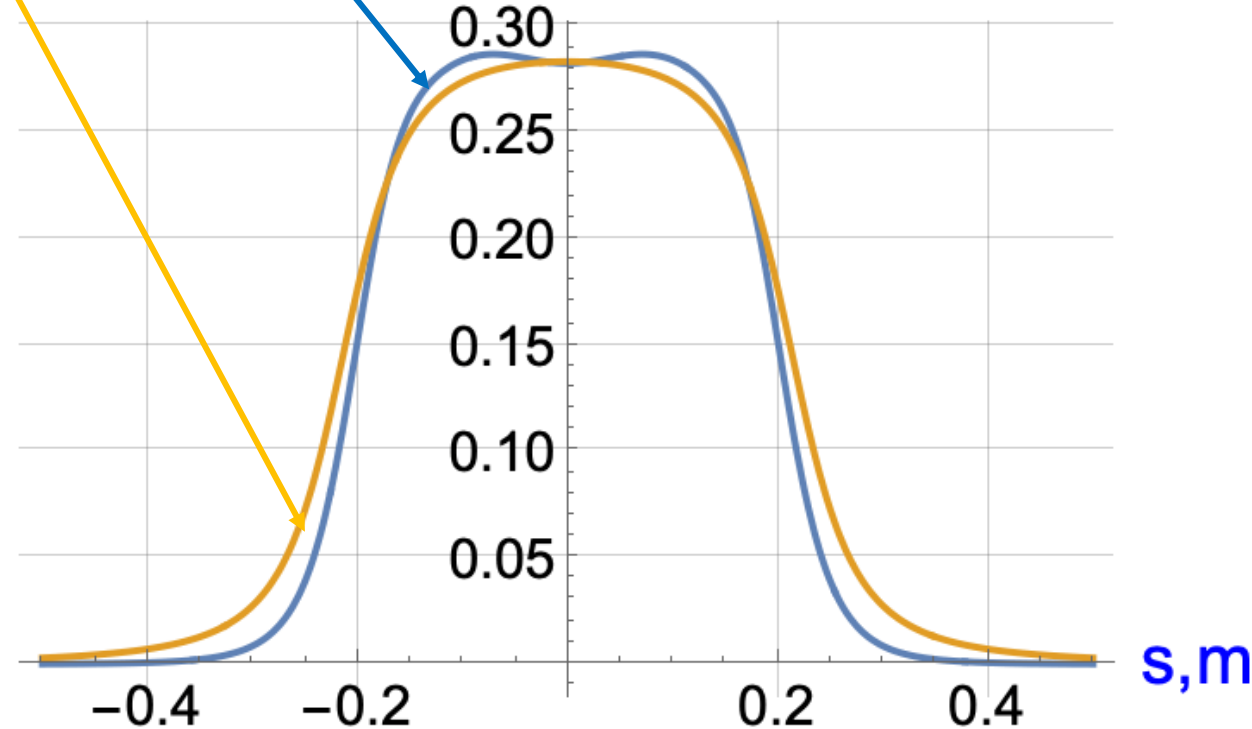
— Bs, T

Mathematica codes: red measurements, blue - fit

Data large solenoids



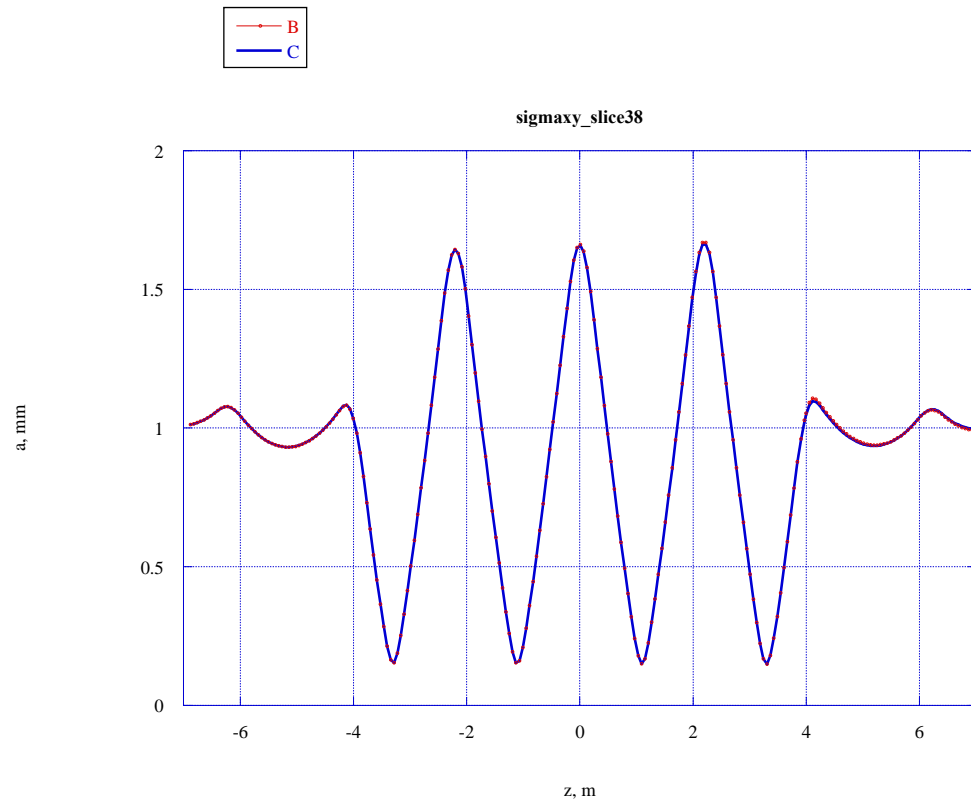
**B<sub>s,T</sub> at 145 A**



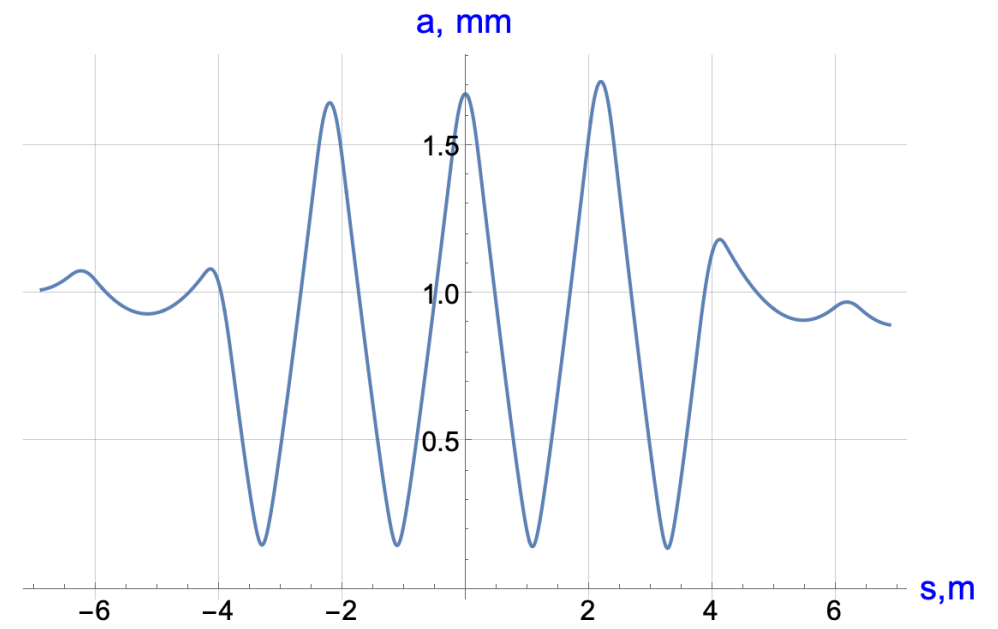
# Envelopes for slice #38

$$B_{z,0} = \frac{B_0}{2} \left( \frac{L/2 - z}{\sqrt{(z - L/2)^2 + R^2}} + \frac{L/2 + z}{\sqrt{(z + L/2)^2 + R^2}} \right)$$

SPACE



Mathematica with fit used in SPACE

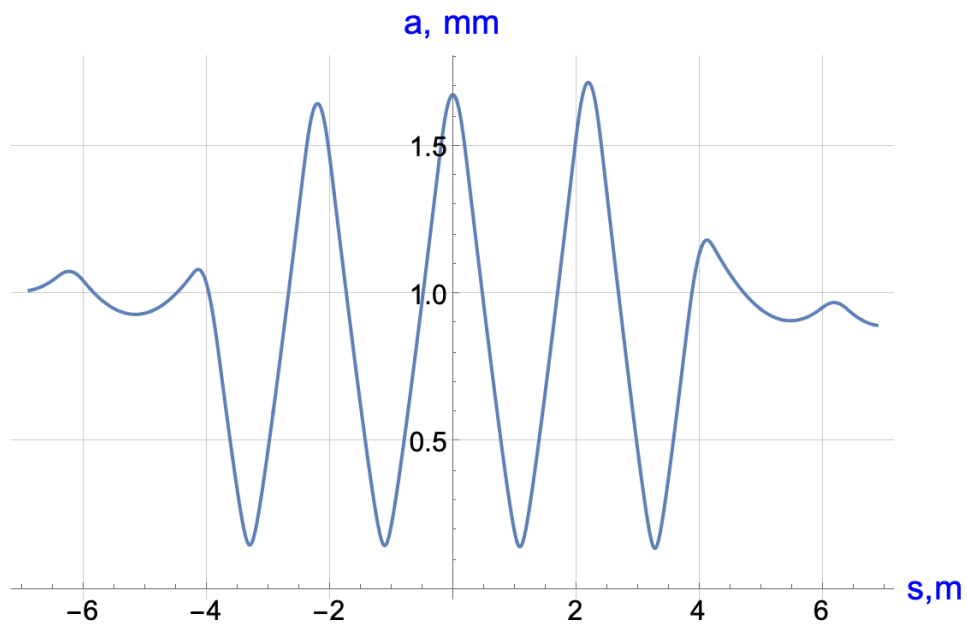


# Envelopes for slice #38

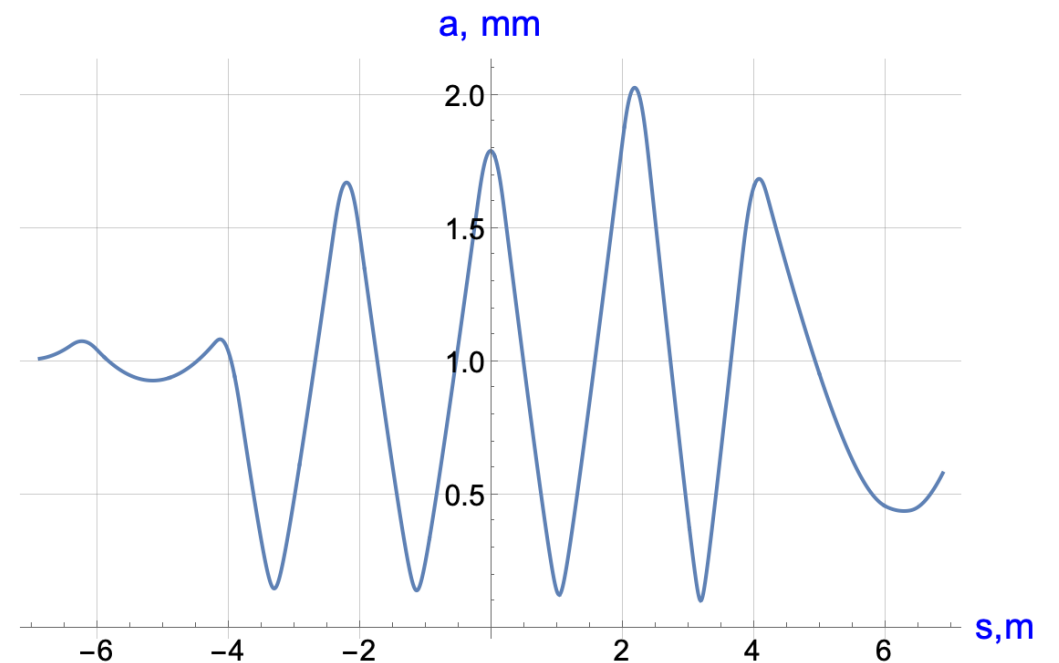
$$B_{z,0} = \frac{B_0}{2} \left( \frac{L/2 - z}{\sqrt{(z - L/2)^2 + R^2}} + \frac{L/2 + z}{\sqrt{(z + L/2)^2 + R^2}} \right)$$

$$B_o(z) = \frac{m1}{1 + m2 \cdot z^2 + m3 \cdot z^4 + m4 \cdot z^6 + m2 \cdot z^8}$$

Mathematica with fit used in SPACE



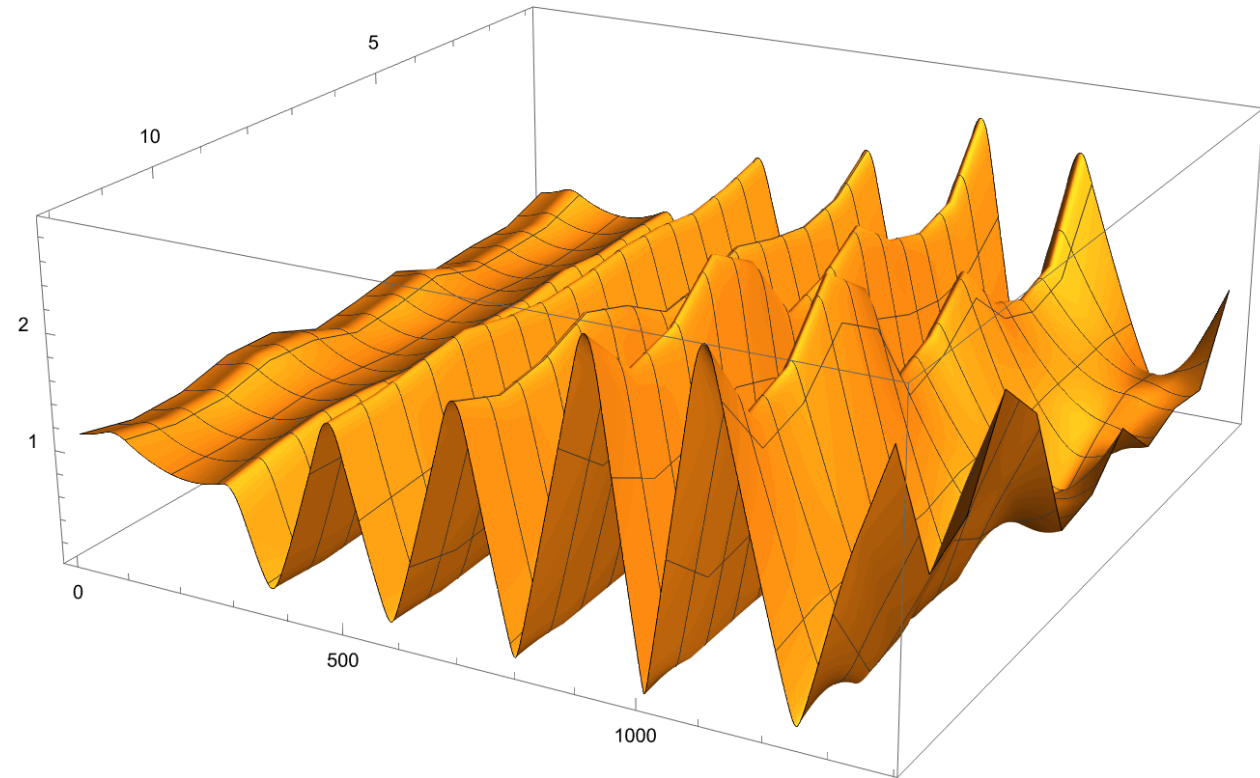
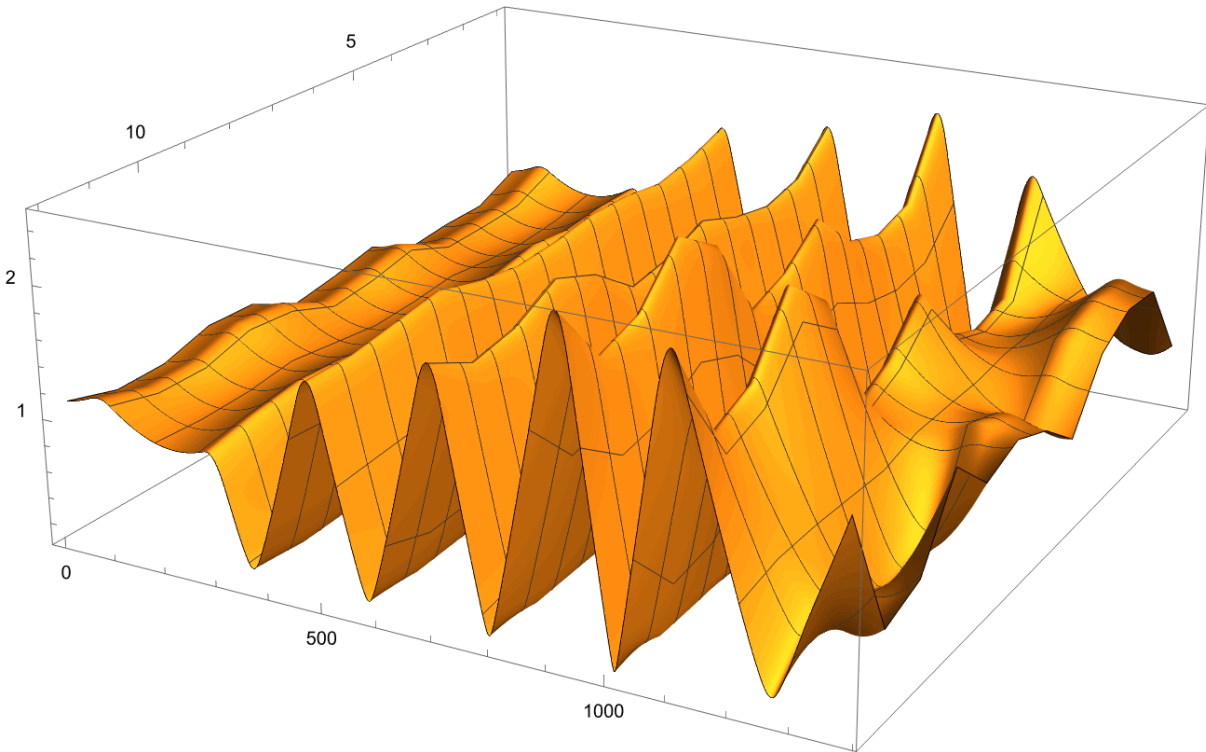
Mathematica with accurate fit



# 12 slices

$$B_{z,0} = \frac{B_0}{2} \left( \frac{L/2 - z}{\sqrt{(z - L/2)^2 + R^2}} + \frac{L/2 + z}{\sqrt{(z + L/2)^2 + R^2}} \right)$$

$$B(z) = B_0 \frac{1 + m1 \cdot z^2}{1 + m2 \cdot z^2 + m3 \cdot z^4 + m4 \cdot z^6 + m5 \cdot z^8}$$



# Discussion

- Integrals of  $B_s^2$  are the same but envelopes are very different
- We can see that small differences in shape of the field make huge difference in the beam envelope
- It means that we need to use best fits and, may be, individual fits for each solenoid to account for some asymmetries