

PHY 564

Advanced Accelerator Physics

Lecture 24

Hadron Beam Cooling

Vladimir N. Litvinenko
Yichao Jing
Gang Wang

CENTER for ACCELERATOR SCIENCE AND EDUCATION
Department of Physics & Astronomy, Stony Brook University
Collider-Accelerator Department, Brookhaven National Laboratory

Outline

- Introduction
 - What is beam cooling?
 - Why cooling?
- Electron Cooling
 - Non-magnetized electron cooling
- Stochastic Cooling
 - Transverse stochastic cooling
- Coherent electron cooling

Introduction

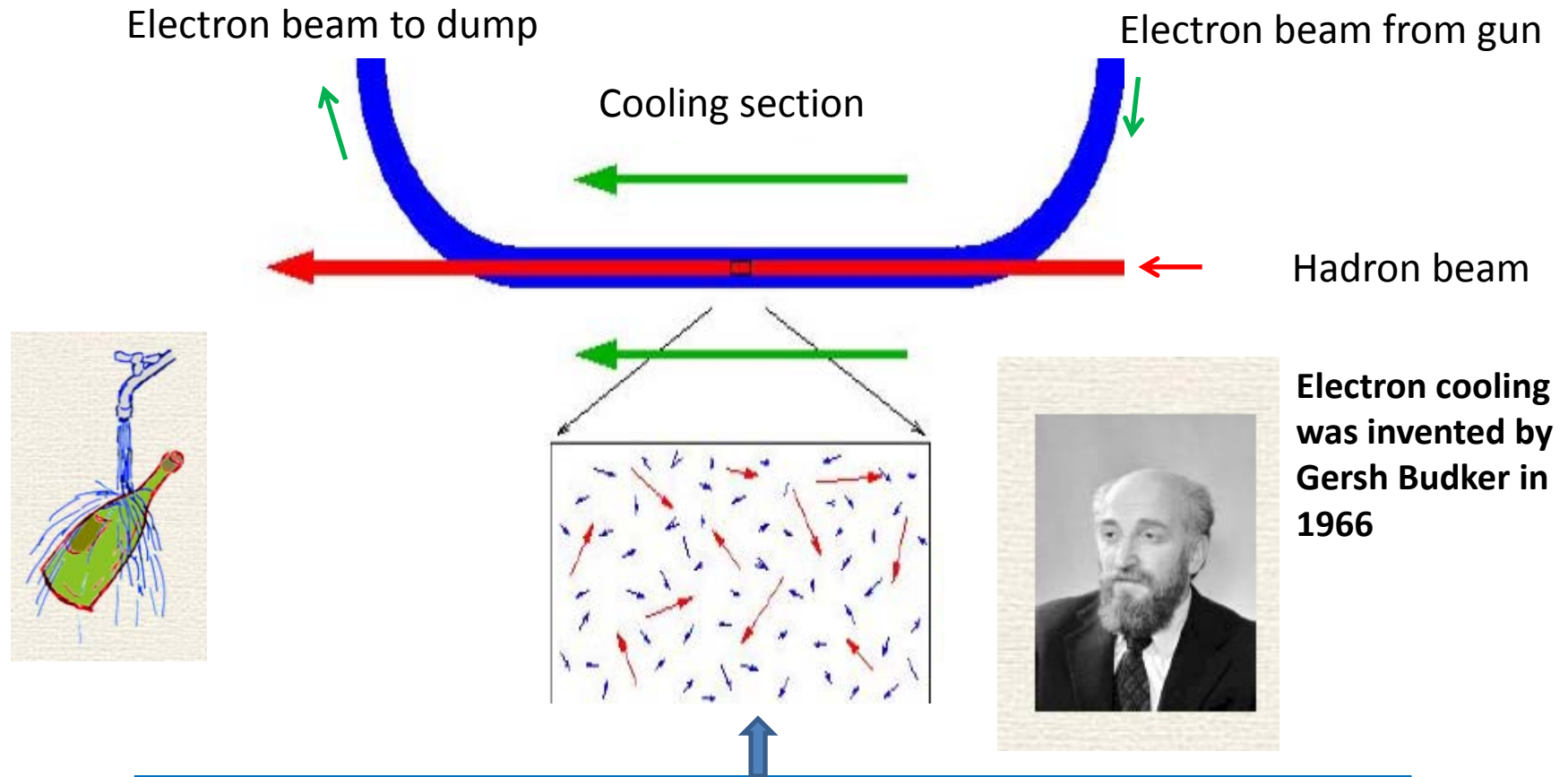
- Beam cooling is to reduce beam temperature, i.e. phase space volume, emittance and momentum spread.
- Beam cooling processes does not violate Liouville's theorem since it involves non-conservative forces, which typically depends on the velocities of the particles to be cooled.

$$F_{x,y,s} = -\alpha_{x,y,s} v_{x,y,s}$$

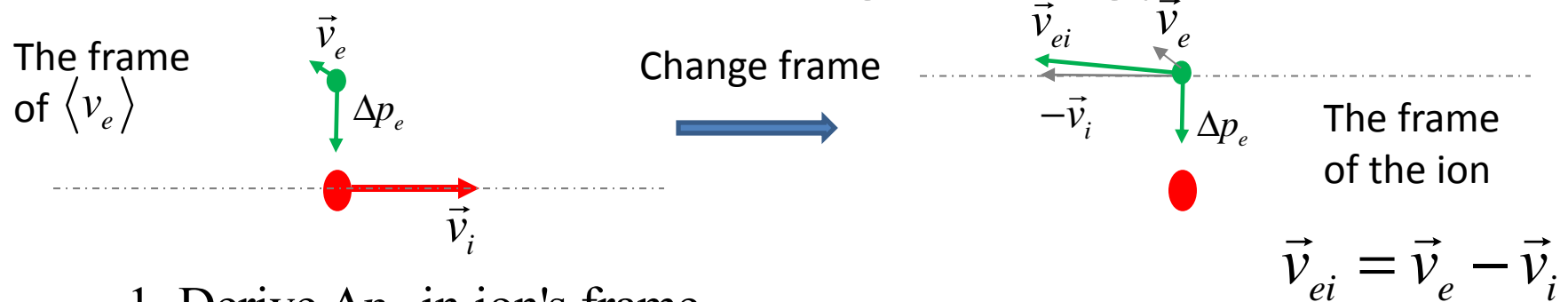
Introduction

- Why beam cooling is needed?
 - Improve beam quality (higher density, smaller angular spread): higher luminosity in collider, brighter radiation in light source
 - Compensation of heating: IBS, beam-gas scattering, beam-beam interaction
 - Beam accumulation (antiprotons, rare isotopes): accumulate more beam from a weak particle source

Electron Cooling: introduction



Electron Cooling: Energy loss



1. Derive Δp_e in ion's frame
2. Δp_e is also the momentum change in the frame of $\langle v_e \rangle$
3. Get the energy change of the electron in the frame of $\langle v_e \rangle$ from

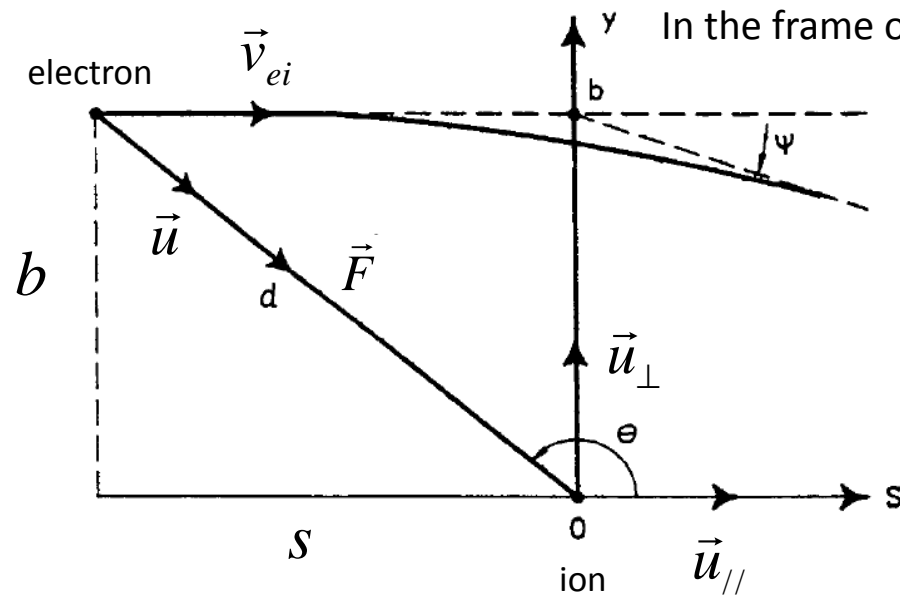
$$\Delta E_e = \frac{(p_{e0} + \Delta p_e)^2}{2m_e} - \frac{p_{e0}^2}{2m_e} \approx \frac{\Delta p_e^2}{2m_e} \text{ assuming } p_{e0} \ll \Delta p_e$$

4. Get the energy loss of the ion in the frame of $\langle v_e \rangle$ from

$$\Delta E_{i,loss} = \sum_j \Delta E_{e,j}$$

since the total energy is conserved.

Electron Cooling: Energy loss



The energy gained by the electron is equal to the energy loss by ion.

$$\vec{F} = \frac{Ze^2}{4\pi\epsilon_0 d^2} \vec{u}$$

Assuming ψ is small $\Delta\vec{p} = \int_{-\infty}^{\infty} \vec{F} dt \approx \frac{1}{v_{ei}} \int_{-\infty}^{\infty} \vec{F} ds$

$$\vec{v}_{ei} = \vec{v}_e - \vec{v}_i$$

$$\Delta p_{\parallel} \approx \frac{1}{v_{ei}} \int_{-\infty}^{\infty} F_{\parallel} ds = -\frac{1}{v_{ei}} \int_{-\infty}^{\infty} F \cos \theta ds = -\frac{1}{v_{ei}} \int_{-\infty}^{\infty} \frac{Ze^2}{4\pi\epsilon_0 (s^2 + b^2)} \frac{s}{\sqrt{s^2 + b^2}} ds = 0$$

$$\Delta p_{\perp} \approx -\frac{1}{v_{ei}} \int_{-\infty}^{\infty} F \sin \theta ds = -\frac{1}{v_{ei}} \int_{-\infty}^{\infty} \frac{Ze^2 b}{4\pi\epsilon_0 (s^2 + b^2)^{3/2}} ds = -\frac{1}{v_{ei}} \frac{2Ze^2 b}{4\pi\epsilon_0 b^2} \int_0^{\infty} d \frac{s}{(s^2 + b^2)^{1/2}} = -\frac{1}{v_{ei}} \frac{2Ze^2}{4\pi\epsilon_0 b}$$

Electron Cooling: Energy loss

- Back to the frame of the electrons' average velocity, the electron's energy gain is

$$\Delta E(b) \approx \frac{\Delta p_{\perp}^2}{2m_e} = \frac{2Z^2 e^4}{m_e v_{ei}^2 (4\pi\epsilon_0)^2 b^2}$$

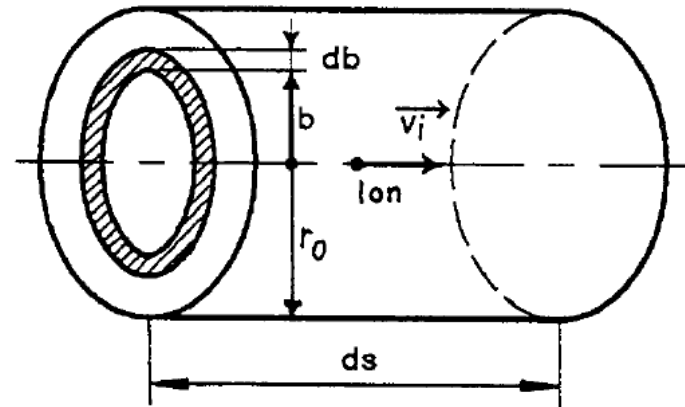
which has to be the energy loss by the ion.

$$\Delta E_{loss}(b) = \frac{2Z^2 e^4}{m_e v_{ei}^2 (4\pi\epsilon_0)^2 b^2}$$

Energy loss by a moving ion due to its interaction with one electron sitting at impact parameter b .

Electron Cooling: friction force

Energy loss by a moving ion due to its passing through a slice of electrons with velocity \vec{v}_e . (assuming electron spatial density is a constant)



$$b_{\min} = \frac{Ze^2}{4\pi\epsilon_0 m_e v_i^2}$$

$b_{\max} \sim$ Debye length

$$L_c \equiv \ln\left(\frac{b_{\max}}{b_{\min}}\right) \approx 10$$

Coulomb Logarithm: L_c

$$\Delta E_{\text{slice}} = 2\pi\Delta s n_e \int_{b_{\min}}^{b_{\max}} b \Delta E_{\text{loss}}(b) db$$

Ion energy loss rate:
$$\frac{dE}{ds} = 2\pi n_e \int_{b_{\min}}^{b_{\max}} b \Delta E_{\text{loss}}(b) db = \frac{4\pi n_e Z^2 e^4}{m_e v_{ei}^2 (4\pi\epsilon_0)^2} \ln\left(\frac{b_{\max}}{b_{\min}}\right)$$

Since the energy loss slows down the ion in the frame of the electron's initial velocity, it is equivalent to a friction force in the direction of $\vec{v}_e - \vec{v}_i$ and can be defined as

$$\vec{F} = \frac{dE}{ds} \frac{\vec{v}_e - \vec{v}_i}{|\vec{v}_e - \vec{v}_i|} = \frac{2Z^2 e^4 L_c}{m_e (4\pi\epsilon_0)^2} \frac{\vec{v}_e - \vec{v}_i}{|\vec{v}_e - \vec{v}_i|^3}$$

Electron Cooling: friction force

- The friction force due to electrons with velocity distribution $f(\vec{v}_e)$ is

$$\vec{F} = \frac{4\pi n_e Z^2 e^4 L_c}{m_e (4\pi\epsilon_0)^2} \int_{-\infty}^{\infty} \frac{\vec{v}_e - \vec{v}_i}{|\vec{v}_e - \vec{v}_i|^3} f(\vec{v}_e) d^3v_e$$

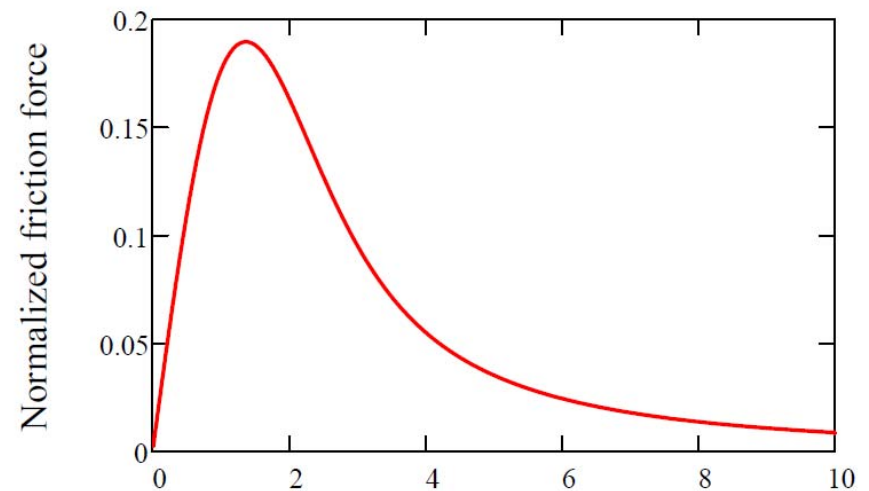
← Similar to Coulomb force but in velocity space.

For isotropic Gaussian electron velocity distribution,

$$f(\vec{v}_e) = \exp\left(-\frac{v_e^2}{2\sigma_{ve}^2}\right)$$

this integral can be carried out

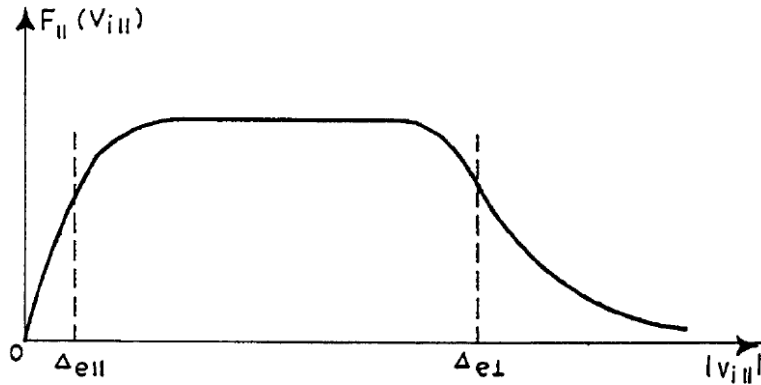
$$\vec{F} = -\left(\frac{\vec{v}_i}{v_i}\right) \frac{n_e Z^2 e^4 L_c}{2m_e \pi^{3/2} \epsilon_0^2 \sigma_{ve}^2} \cdot \frac{\sigma_{ve}^2}{v_i^2} \left[\frac{\sqrt{\pi}}{2} \operatorname{erf}\left(\sqrt{\frac{v_i^2}{2\sigma_{ve}^2}}\right) - \sqrt{\frac{v_i^2}{2\sigma_{ve}^2}} \exp\left(-\frac{v_i^2}{2\sigma_{ve}^2}\right) \right]$$



Ion velocity / electron velocity rms spread

Electron Cooling: friction force

For anisotropic Gaussian distribution of electrons' velocity, numerical integration is required. However, the asymptotic solution has been derived.

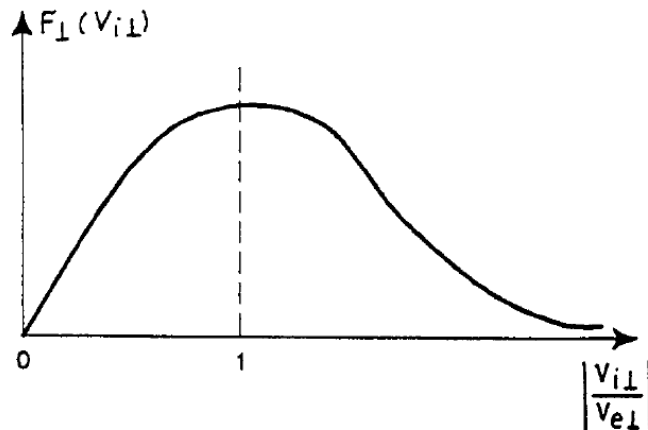


$$f(v_e) = \frac{e^{-\left[\frac{v_{e\parallel}^2}{2\Delta_{e\parallel}^2} + \frac{v_{e\perp}^2}{2\Delta_{e\perp}^2}\right]}}{(2\pi)^{3/2} \Delta_{e\perp}^2 \Delta_{e\parallel}}$$

In the longitudinal direction ($v_{i\perp} = 0$) (Fig. 5.6)

$$F_{\parallel}(v_{i\parallel}) = -\frac{4\pi Z^2 \cdot e^4}{m_e} n_e \cdot L_c \begin{cases} \frac{1}{v_{i\parallel}^2} & ; \quad |v_{i\parallel}| \gg \Delta_{e\perp} \\ \frac{1}{\Delta_{e\perp}^2} & ; \quad \Delta_{e\perp} \gg |v_{i\parallel}| \gg \Delta_{e\parallel} \\ \frac{v_{i\parallel}}{(2\pi)^{3/2} \Delta_{e\perp}^2 \Delta_{e\parallel}} & ; \quad |v_{i\parallel}| \ll \Delta_{e\parallel} \end{cases}$$

Fig. 5.6 Shape of the "non-magnetised" longitudinal cooling force



In the transverse direction ($v_{i\parallel} = 0$) (Fig. 5.7)

$$F(v_{i\perp}) = -\frac{4\pi Z^2 \cdot e^4}{m_e} n_e \cdot L_c \begin{cases} \frac{1}{v_{i\perp}^2} & ; \quad |v_{i\perp}| \gg \Delta_{e\perp} \\ \frac{\sqrt{\pi}}{8} \frac{v_{i\perp}}{\Delta_{e\perp}^3} & ; \quad |v_{i\perp}| \ll \Delta_{e\perp} \end{cases}$$

We observe that:

- the forces are not independent of the ion relative velocities
- for large ion velocities the forces scale as $1/(v_i^2)$, suggesting that a beam with a relatively large emittance will have a large cooling time
- for small velocities the forces are proportional to v_i .

Fig. 5.7 Shape of the "non-magnetised" transverse cooling force

Electron Cooling: cooling rate

$$\frac{1}{\tau_{v_i}} \equiv -\frac{1}{v_i} \frac{dv_i}{dt} = -\frac{1}{p_i} \frac{dE_i}{ds} = -\frac{F(v_i)}{p_i} \quad \xrightarrow{\text{If } \tau_{v_i} \text{ is independent of } t} \quad v_i(t) = v_i(0) \exp\left(-\frac{t}{\tau_{v_i}}\right)$$

In lab frame: $\tau_{v_i,lab} = \gamma_0 \tau_{v_i} = -\gamma_0 \frac{m_i v_i}{F(v_i)}$

$$\vec{F} = \frac{4\pi n_e Z^2 e^4 L_c}{m_e (4\pi\epsilon_0)^2} \int_{-\infty}^{\infty} \frac{\vec{v}_e - \vec{v}_i}{|\vec{v}_e - \vec{v}_i|^3} f(\vec{v}_e) d^3 v_e$$

$$f(\vec{v}_e) = \delta(\vec{v}_e)$$

For cold beam: $\vec{F} = -\frac{4\pi Z^2 e^4 n_e L_c}{m_e (4\pi\epsilon_0)^2} \frac{\vec{v}_i}{|v_i|^3}$

$$F(v_i) = -\frac{4\pi Z^2 e^4 n_e L_c}{m_e (4\pi\epsilon_0)^2} \frac{1}{|v_i|^2}$$

$$\tau_{v_i,lab} = -\gamma_0 \frac{m_i v_i}{F(v_i)} = \gamma_0^2 \frac{m_i m_e (4\pi\epsilon_0)^2 |v_i|^3}{4\pi Z^2 e^4 n_{e,lab} L_c} = \gamma_0^2 \frac{m_i m_e (4\pi\epsilon_0)^2 |v_i|^3 ecS}{4\pi Z^2 e^4 L_c} \frac{1}{Sn_{e,lab} ec}$$

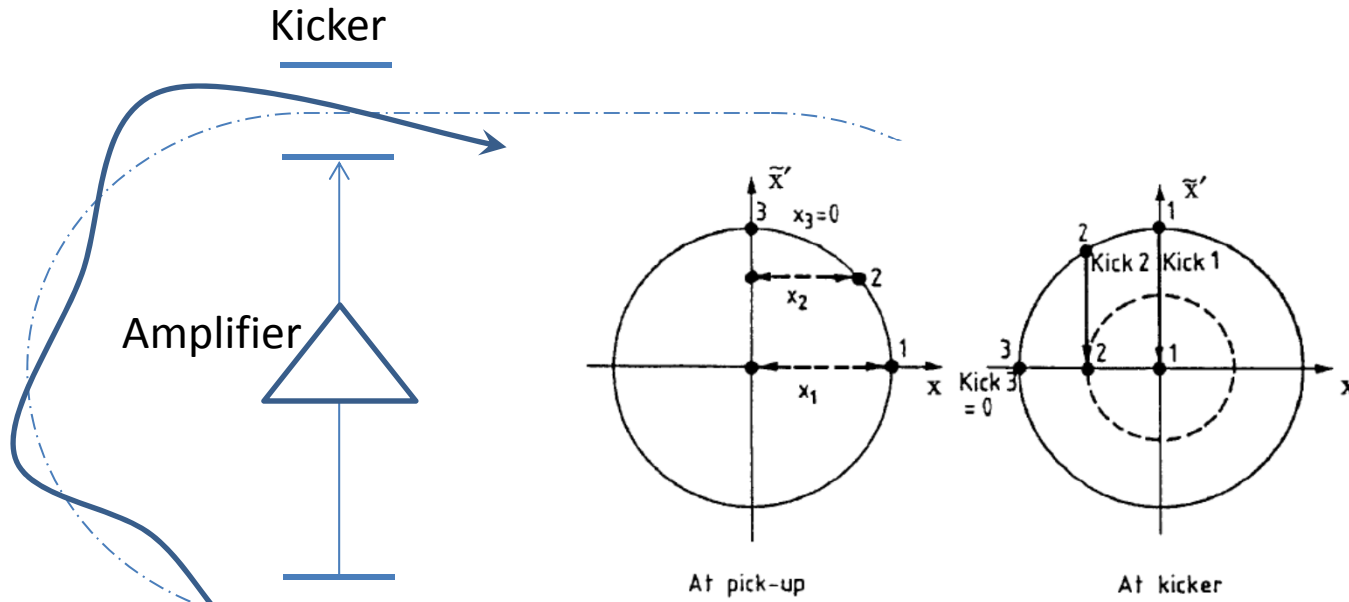
$$= \gamma_0^5 \frac{m_i m_e (4\pi\epsilon_0)^2 c^3 ecS}{4\pi Z^2 e^4 L_c} \left(\frac{m_i^3 |v_i|^3}{m_i^3 c^3 \gamma_0^3} \right) \frac{1}{I_b}$$

$$= \gamma_0^5 \frac{m_i m_e (4\pi\epsilon_0)^2 c^4 Se}{4\pi Z^2 e^4 L_c} \theta_i^3 \frac{1}{I_b} = \gamma_0^5 \frac{A}{Z^2} \frac{Se}{4\pi r_e r_p L_c} \theta_i^3 \frac{1}{I_b}$$

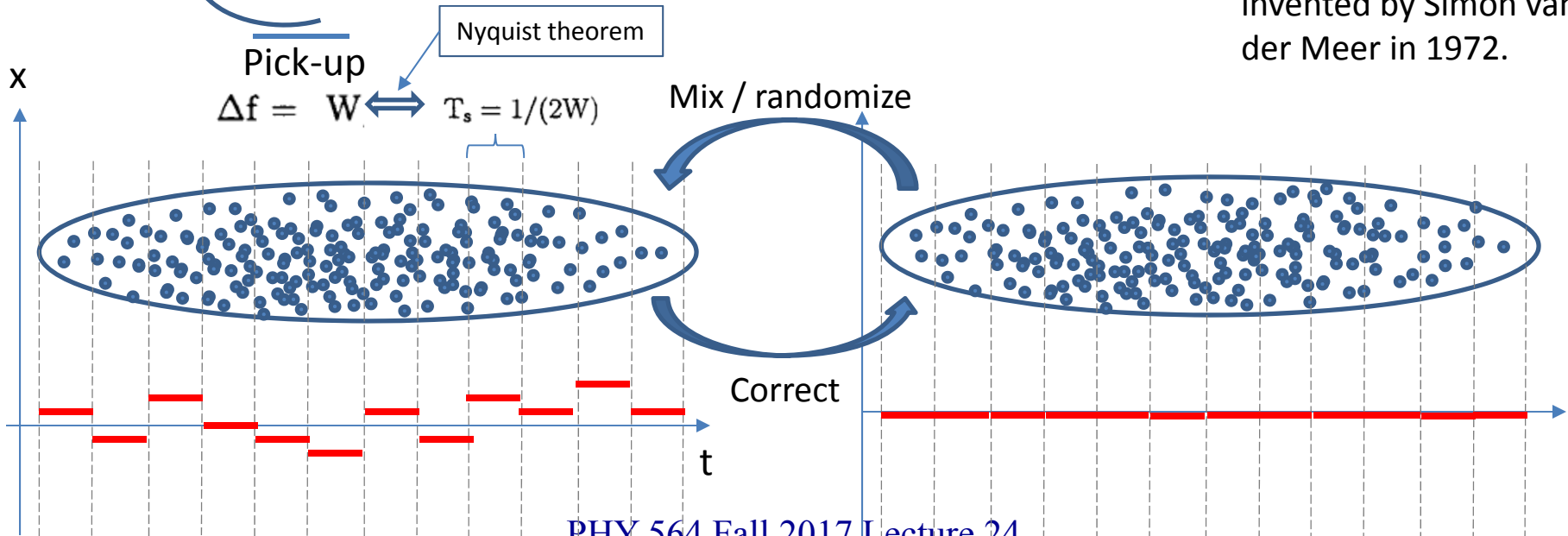
Cooling time increases dramatically with energy. Therefore, electron cooling is not efficient to cool high energy beam.

S : area of beam cross section

Stochastic Cooling (transverse): Introduction



Stochastic cooling was invented by Simon van der Meer in 1972.



Stochastic Cooling: cooling rate

For the i^{th} particle, its transverse offset after one correction is

$$x_{c,i} = x_i - g \langle x \rangle_s \quad \langle x \rangle_s = \frac{1}{N_s} \sum_{j=1}^{N_s} x_j$$

$$x_{c,i}^2 - x_i^2 = -2gx_i \langle x \rangle_s + g^2 \langle x \rangle_s^2$$

$$\langle x_c^2 \rangle_s - \langle x^2 \rangle_s = (-2g + g^2) \langle x \rangle_s^2 \quad \leftarrow \text{One turn kick is random in nature.}$$

For very large number of turns, we need to find out the average correction per turn, i.e. the expectation value

$$E\left(\langle x_c^2 \rangle_s\right) - E\left(\langle x^2 \rangle_s\right) = (-2g + g^2) E\left(\langle x \rangle_s^2\right)$$

Stochastic Cooling: cooling rate

- For random samples drawn from a distribution, the expectation value of the variance of the sample is the same as the variance of the distribution

$$E\left(\left\langle x^2 \right\rangle_s\right) = \left\langle x^2 \right\rangle$$

- Central limit theory

Let $\{X_1, X_2 \dots X_n\}$ be a random sample of size n drawn from distributions of expected values given by μ and variances given by σ^2 . For large enough n , the distribution of the sample average

$$S_n = \frac{1}{n} \sum_{i=1}^n X_i$$

is close to the normal distribution with mean μ and variance σ^2/n .

Thus the expectation value of the sample average is

$$E\left(\left\langle x \right\rangle_s^2\right) = \frac{\left\langle x^2 \right\rangle}{N_s}$$

Stochastic Cooling: cooling rate

$$E(\langle x_c^2 \rangle_s) - E(\langle x^2 \rangle_s) = (-2g + g^2) E(\langle x \rangle_s^2)$$

$$\Delta \langle x^2 \rangle \equiv \langle x_c^2 \rangle - \langle x^2 \rangle$$

$$\Delta \langle x^2 \rangle = \left(\underbrace{-2g}_{\substack{\text{Cooling due to self} \\ \text{induced correction} \\ \text{(Coherent kick)}}} + \underbrace{g^2}_{\substack{\text{Heating due to neighbors} \\ \text{(Incoherent kick)}}} \right) \frac{\langle x^2 \rangle}{N_s}$$

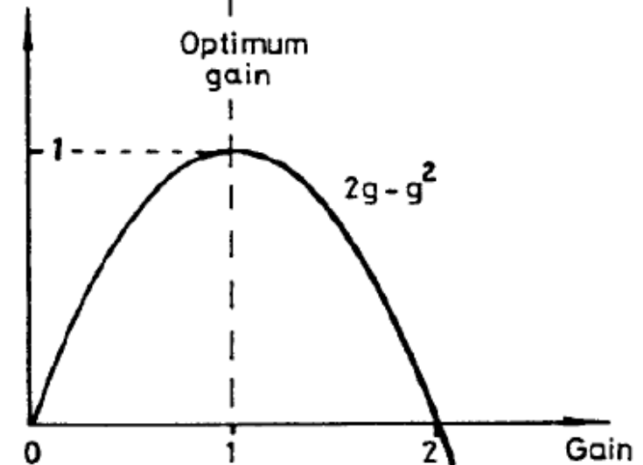
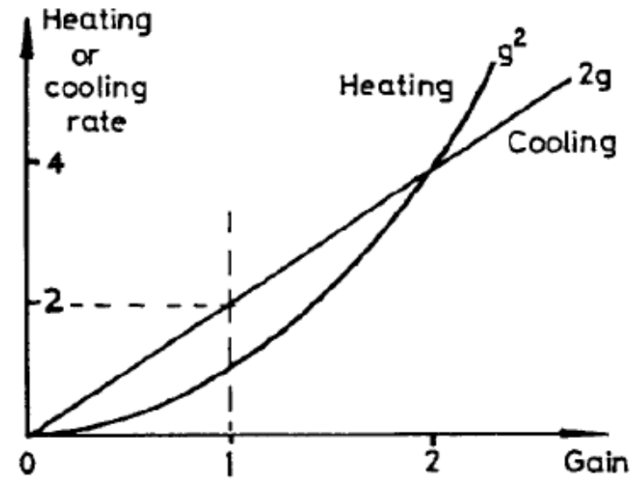
$$\Delta \langle x^2 \rangle = \left[(g - 1)^2 - 1 \right] \frac{\langle x^2 \rangle}{N_s}$$

In the ideal case (no noise, 1 turn good mixing and no bad mixing), the optimal gain is 1 and the optimal relative cooling rate is

$$\frac{1}{\tau_{x^2}} = \frac{1}{N_s T_{rev}} = \frac{\tau_b}{N_b T_s} \frac{1}{T_{rev}} = \frac{2W}{N_b} \frac{\tau_b}{T_{rev}}$$

Full bunch length
Revolution period

N_b : total number of particles in a bunch
 Assuming $T_s \leq \tau_b$



Stochastic Cooling: cooling rate

- Cooling rate of x_{rms}

$$\Delta\langle x^2 \rangle = [(g-1)^2 - 1] \frac{\langle x^2 \rangle}{N_s} \Rightarrow \frac{dx_{rms}^2}{dN} = [(g-1)^2 - 1] \frac{x_{rms}^2}{N_s} \Rightarrow \frac{dx_{rms}}{dN} = \frac{1}{2} [(g-1)^2 - 1] \frac{x_{rms}}{N_s}$$

$$\frac{1}{\tau_{x_{rms}}} = \frac{1}{2N_s T_{rev}} = \frac{\tau_b}{2N_b T_s} \frac{1}{T_{rev}} = \frac{W}{N_b} \frac{\tau_b}{T_{rev}}$$

- For coasting beam, $\tau_b = T_{rev}$ and $N_b = N_{ring}$

$$\frac{1}{\tau_{x_{rms}}} = \frac{W}{N_{ring}}$$

Stochastic Cooling: cooling rate

- In the presence of noise, bad mixing and non-ideal good mixing, the cooling rate as well as the optimal gain will be affected.

$$\frac{1}{\tau} = \frac{W}{N} \left[2g(1 - \tilde{M}^{-2}) - g^2(M + U) \right].$$

$$g_0 = \frac{1 - \tilde{M}^{-2}}{M + U},$$

$$\frac{1}{\tau_0} = \frac{W}{N} \left(\frac{(1 - \tilde{M}^{-2})^2}{M + U} \right).$$

The optimal cooling requires small U , small M and large \tilde{M} .

$U = E(x_n^2) / E(\langle x \rangle_s^2)$ is the ratio of the expected noise to the expected signal power, or **noise to signal ratio**.

M is the number of turns required for **good mixing / re-randomization**.

(Typically, it is for a particle of typical momentum error to move by one sample length with respect to the nominal particles.)

$\tilde{M} = (l_{ring} / l_{PK}) M$ is the number of turns required for complete **bad mixing** and l_{PK} is the distance from the pickup to the kicker

Not fully convinced? Test it on your pc.

1. Generate an array of random numbers of dimension N;

$$x_1, x_2, x_3 \dots \dots \dots x_N$$

2. Calculate and record the variance of the array;

3. Group the array into N_{slice} sub-group with each group having $M = N / N_{\text{slice}}$ random numbers and calculate the average of each sub-group (i.e. errors to be corrected);

$$\underbrace{(x_1, x_2, \dots, x_M)}_{\langle x \rangle_1 = \sum_{i=1}^M x_i}, \underbrace{(x_{M+1}, \dots, x_{2M})}_{\langle x \rangle_2}, \dots, \underbrace{(x_{(N_{\text{slice}}-1) \cdot M + 1}, \dots, x_{N_{\text{slice}} \cdot M})}_{\langle x \rangle_{N_{\text{slice}}}}$$

4. Subtract each element of the array by its sub-group average (apply correction);

$$(x_1 - \langle x \rangle_1, \dots, x_M - \langle x \rangle_1), \dots, (x_{(N_{\text{slice}}-1) \cdot M + 1} - \langle x \rangle_{N_{\text{slice}}}, \dots, x_{N_{\text{slice}} \cdot M} - \langle x \rangle_{N_{\text{slice}}})$$

Array after correction

$$\rightarrow x_{c,1}, x_{c,2}, x_{c,3} \dots \dots \dots x_{c,N}$$

5. **Randomize** the order of the elements in the corrected array x_c generated in step 3 to get a new series

$$y_1, y_2, y_3 \dots \dots \dots y_N$$

6. Repeat 2~5 with the new array y

Numerical Testing Stochastic Cooling

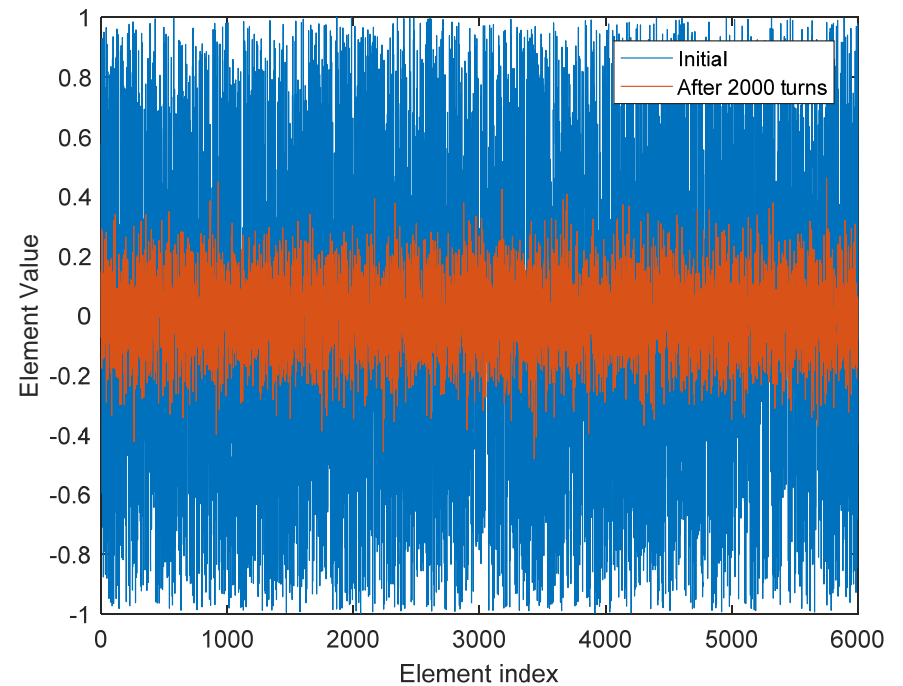
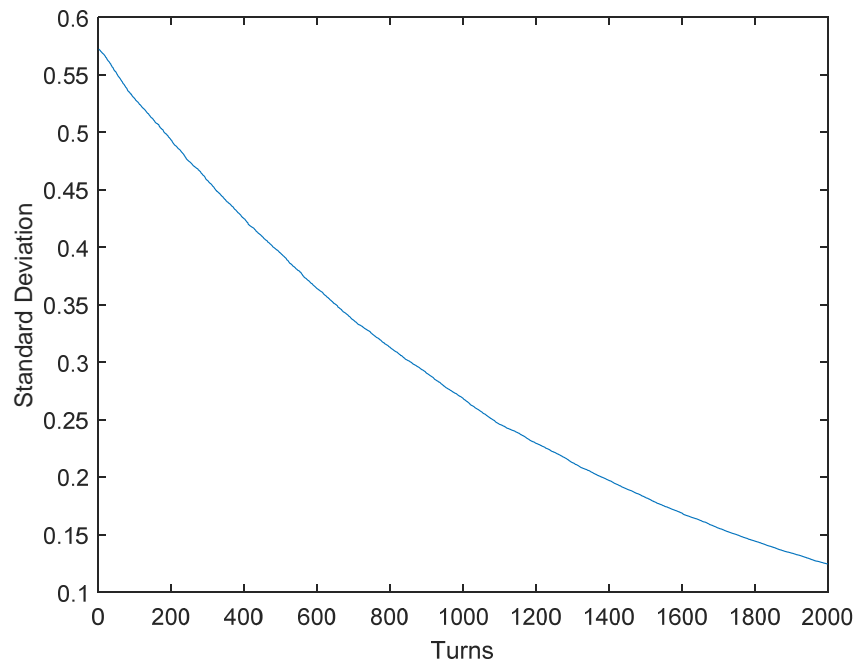
$$N = 6000$$

$$N_{\text{slice}} = 10$$

$$N_{\text{turn}} = 2000$$

As an example, a matlab script 'SC_test.m' to do the test will be uploaded to the course webpage and you can play with it or write one of your own.

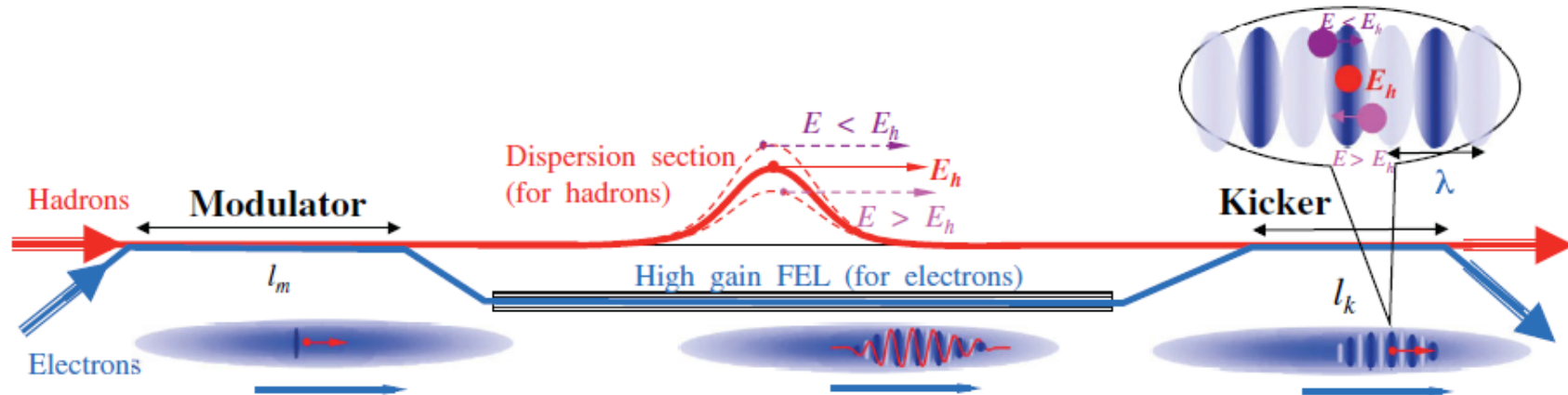
- Test how N_{slice} , gain, noise affect the cooling rate



Coherent electron Cooling

Coherent electron cooling is to use electron beam as the cooling media and to cool ions stochastically.

- The general idea was proposed by Y. Derbenev in 1980.
- A scheme based on using FEL as an amplifier was proposed by V. N. Litvinenko in 2007.
- Unproven yet: a proof-of-principle experiment is undergoing in BNL to test the CeC



Each ion imprint a density bump in the electron, (~pick-up session of stochastic cooling)

Each delta-like density bump generates a wave-packets with width of the FEL coherent length, i.e. the **sample length** (~amplifier in SC)

Each ion gets a kick **determined by itself and by its neighbours** in the sample. (~kicker in SC)

CeC Cooling Rate

$$\langle \delta^2 \rangle' = -2\xi \langle \delta^2 \rangle + D;$$

$$\xi = -g \langle \delta_i \text{Im}[K(\Delta \zeta_i) e^{ik\Delta \zeta_i}] \rangle / \langle \delta^2 \rangle;$$

One of the major advantage of CeC is that the bandwidth are orders of magnitude wider than the traditional Stochastic cooling, which make it possible to cool high intensity ion beam.

Delay of ion with respect to the on-momentum ion

Incoherent diffusive kick, i.e. heating due to neighbours

$$D = g^2 N_{\text{eff}} / 2$$

FEL coherent length

The number of particles in one sample length / coherent length

$$N_{\text{eff}} \cong N_h \frac{\Lambda_k}{\sqrt{4\pi}\sigma_{z,h}} + \frac{N_e}{X^2} \frac{\Lambda_k}{\sqrt{4\pi}\sigma_{z,e}},$$

Maximal cooling rate

$$\xi_{\text{max}} \propto N_{\text{eff}}^{-1}$$

Efficiency of modulation. $X \sim Z$ for effective modulation.

What we learned today

- Beam cooling is to reduce beam phase space volume.
- We derived **cooling rate for un-magnetized electron cooling** and showed that electron cooling rate decreases dramatically for high energy hadron beam.
- We derived **cooling rate for stochastic cooling** and show that the optimal cooling rate is proportional to the bandwidth of the cooling system.
- We also learned the concept of coherent electron cooling and showed the expressions for calculating its cooling rate.